

# Equipment Catalog



Specializing in Lubricants and Chemicals  
for Industrial and Commercial Applications



## Table of contents

## Pages

---

• Force Flow 100 Lube Pump .....	4
• Bucket Pumps .....	5
• Packing Injection Fitting .....	
• Body Vent (Bleeder) Fittings .....	6
• 1200 & 1500 Lube Pumps (discontinued - see new parts info for new SPG01 and SPG02 Screw Guns).....	7
• Hose Assemblies .....	
• Gages .....	
• Gages Tees .....	
• Shut Off /Relief Valve .....	
• Swivels .....	
• Strap .....	8
• Lubchem Model 1000 Hydraulic Hand Pump (discontinued - see new parts info for new 1000 and 1000Z).	
• Hose Assembly 967801 .....	9
• Lubchem Model 1000 Hydraulic Hand Gun .....	10
• Vented Cap Body Grease Fitting .....	
• Vented Cap Body Grease Fitting w/ Giant Button Head .....	11
• Giant Button Fittings (GBH) .....	
• Combination Lube/Injector (GHB) .....	12
• Safe Seal (Giant Button Head) .....	
• “Free Flow” Body Grease Fitting .....	13
• Lubchem Valve Lube Adapter Kit / Pressure Relief Tools .....	14

# Air Operated Lubrication Equipment

For additional information or assistance please contact your local Lubchem representative

## Lubchem Force Flow 100 Lube Pump

The Lubchem Force Flow 100 grease pump is a reliable, heavy duty air operated pump. The Force Flow 100 pump is equipped with 100:1 ratio air motor that is capable of 10,000 psi discharge pressure. Discharge pressure may be adjusted by regulating the inlet air pressure to the pump through the air inlet regulator.

The Force Flow 100 pump is equipped with twin cylinders that provide continuous contact between the follower plate the sealant providing a continuous prime to the pump. The positive pressure applied by the pressure priming system prevents pump cavitation and makes it possible to pump highly viscous sealants at low temperatures.



### Force Flow 100 Features

- Total Force Flow weight = 100 lb
- High volume delivery is 1/2 ounce per stroke
- Five inch air motor, 100:1 ratio
- For use with 40 lb. and 5 qt. cans
- Moisture trap & air inlet regulator included
- Durable light weight design
- Air inlet gauge and discharge pressure gauge included
- Permanently lubricated pneumatic rams
- Pumps 5 lb. per minute of NLGI # 2 grease
- Adjustable discharge pressure up to 10,000 psi
- Maximum air inlet pressure 100 psi
- 10' 10" discharge hose included
- Whip Hose Assembly

---

**For additional information or assistance please contact your local Lubchem representative**

---

## **Lubchem Bucket Pumps**

The Lubchem Model 35-50 & 45-100 bucket pumps are economical air operated grease pumps designed to pump bulk lubricants. The units are set up for 5 gallon containers and are equipped with follower plate, 10' discharge hose, control valve, straight swivel, 15,000 psi liquid filled gauge and a giant button head coupler.

### **Model 35-50 Bucket Pump**

#### **Model 35-50 Bucket Pump**

- 50:1 Air Motor & Pump Tube
- Discharge Pressure 5,000 psi
- Follower Plate
- Bucket Cover & Handle Assembly
- 10' Discharge Hose ¼ ID
- Control Valve
- Gauge Tee 15k
- Whip Hose
- Straight Swivel
- Giant Button Head Coupler

### **Model 45-100 Bucket Pump**

- 100:1 Air Motor & Pump Tube
- Discharge Pressure 10,000 psi
- Follower Plate
- Bucket Mount Cover & Handle Assembly
- 10' Discharge Hose
- Control Valve
- Gauge Tee 15k
- Whip Hose
- Straight Swivel
- Giant Button Head Coupler



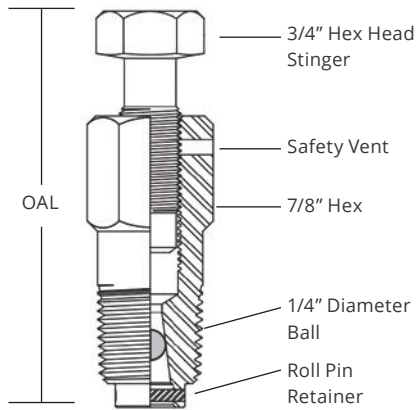


# Valve Lubrication Fittings

For additional information or assistance please contact your local Lubchem representative

## Packing Injection Fitting

(Bonnett or Plastic Injection Fitting)  
For Service to 10,000 psi

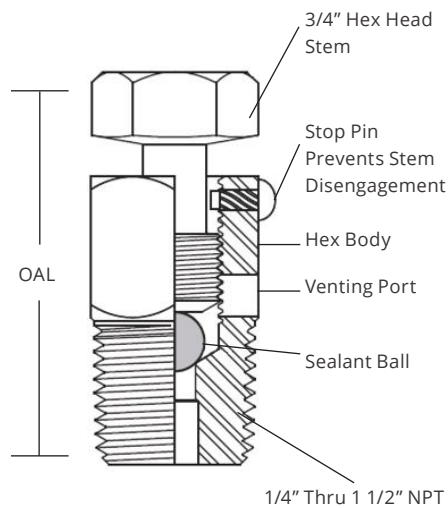


Thread Size	Material	Heat Treatment	Plating	Ball	Part Number
1/2" NPT	1215	----	Zinc W/DC	302SS	PIF12
1/2" NPT	316SS	Annealed (NACE)	---	K-Monel	PIF12-2
1/2" NPT	4140	Re 22 max. (NACE)	Zinc W/DC	302SS	PIF12-3
3/8" NPT	1215	---	Zinc W/DC	302SS	PIF38
3/8" NPT	316SS	Annealed (NACE)	---	K-Monel	PIF38-2
3/8" NPT	4140	Re 22 max. (NACE)	Zinc W/DC	302SS	PIF38-3
1/4" NPT	1215	---	Zinc W/DC	302SS	PIF14
1/4" NPT	316SS	Annealed (NACE)	---	K-Monel	PIF14-2
1/4" NPT	4140	Re 22 max. (NACE)	Zinc W/DC	302SS	PIF14-3
3/4"-10 TPI	1215	---	Zinc W/DC	302SS	PIF34-10
5/8"-11TPI	1215	---	Zinc W/DC	302SS	PIF58-11

\*Zinc w/DC - Zinc with Dichromate      \*CA - AISI 52100 chrome alloy  
Other configurations, materials & plating available upon request

## Body Vent (Bleeder) Fittings

For Service to 10,000 psi



Thread Size	Material	Hex Size <sup>1</sup>	OAL	Heat Treatment	Plating	Ball	Part Number
1/2" NPT	1215	2"	2 5/8"	----	Zinc W/DC	440SS	BV112
1 1/4" NPT	1215	1 3/4"	2 1/2"	---	Zinc W/DC	440SS	BV114
1" NPT	1215	1 5/16"	2 7/16"	---	Zinc W/DC	440SS	BV1
1" NPT	1215	1 1/8"	1 3/4"	Annealed (NACE)	---	TC	BV1-2
3/4" NPT	316SS	7/8"	1 5/8"	---	Zinc W/DC	440SS	BV34
1/2" NPT	1215	7/8"	1 5/8"	---	Zinc W/DC	440SS	BV12
1/2" NPT	316SS	7/8"	1 5/8"	Annealed (NACE)	---	TC	BV12-2
1/2" NPT	4140	7/8"	1 5/8"	Re 22 max. (NACE)	Zinc W/DC	440SS	BV12-3
3/8" NPT	1215	7/8"	1 5/8"	---	Zinc W/DC	440SS	BV38
3/8" NPT	316SS	7/8"	1 5/8"	Annealed (NACE)	---	TC	BV38-2
1/4" NPT	1215	7/8"	1 5/8"	---	Zinc W/DC	440SS	BV14
1/4" NPT	316SS	7/8"	1 5/8"	Annealed (NACE)	---	TC	BV14-2

\*Zinc w/DC - Zinc with Dichromate      \*CA - AISI 52100 chrome alloy  
Other configurations, materials & plating available upon request

---

For additional information or assistance please contact your local Lubchem representative

---

**\*\*1200 / 1500 LUBE PUMPS NO LONGER AVAILABLE\*\*  
SEE NEW PARTS INFORMATION FOR THE  
SPG-01 & SPG-02 "T" SCREW GUNS\*\***

# Valve Lubrication Equipment

For additional information or assistance please contact your local Lubchem representative

## Hose Assemblies



**965701**- 12" overall length hose with giant button head coupler(907601) and swivel (984701). 1/4" NPT male inlet x giant button head coupler outlet.



**905701**- 12" overall length hose with giant button head coupler(903601). 1/4" NPT male inlet x giant button head coupler outlet.



**906601**- 18" overall length hose with giant button head coupler(905801) gauge tee (944801) gauge (937801), "Z" swivel (944701), swivel (914601), shut off relief valve (909901). 1/4" NPT male inlet x giant button head coupler outlet.



**967801**- 18" overall length hose with giant button head coupler(905801) gauge tee (973601), gauge (937801), swivel (914601). 1/4" NPT male inlet x giant button head coupler outlet.



**957701**- Screw Connection Hose Assembly for lubricating vent cap fittings. 18" overall length hose with screw connection coupler. 1/4" NPT male inlet x 1-1/4" female outlet.

**905601**- 10" overall length swivel hose with giant button head coupler (903601), gauge tee (973601), gauge (937801) 1/4" NPT male inlet x 1/4" female outlet.

### OTHER HOSE LENGTHS, END COMBINATIONS AND ASSEMBLIES ARE AVAILABLE

Hose Assembly Rating- Working Pressure 10,000 psi, Burst Pressure 23,000 psi. Warning: Hoses are for use with hand operated grease guns only. Inquire regarding additional warnings. Consult Rubber Manufacturers Association Handbook for proper operating procedure.



#### GAUGES

The bottom connection is 1/4" NPT male.  
937801 - 15,000 psi  
2 1/2" face  
999501 - 20,000 psi  
OTHER GAUGES ARE AVAILABLE



#### GAUGES TEES

By using Lubchem gauge tee, adapter is not required. 1/4" NPT male x 1/4" NPT female. (Special order tees available).  
**973601** - 1 1/4" hex  
**944801** - 7/8" hex  
**902601** - 1 1/4" hex (includes check valve)



#### SHUT OFF /RELIEF VALVE

**909901**- 1/4" NPT male x 1/4" NPT female.  
OTHER SIZES AVAILABLE

#### SWIVELS

**ADVANTAGES**  
Easy handling of operational grease gun is assured.  
Hose damage is reduced. Pressurized hoses will not twist.  
**944701**- 1/4" NPT male x 1/2"-27 male  
**924601**- 1/4" NPT male x 1/2"-27 male  
**914601**- 1/4" NPT male x 1/2"-27 male  
**984701**- 1/8" NPT male x 7/16"-27 male



———— **944701** - "Z"



———— **924601** - 90



———— **914601** - Straight  
**984701** - Straight



#### STRAP

Weight - 3 3/4 oz.  
Lightweight and strong, includes shoulder pad, hooks, rings, link.  
• Adjustable and extends to 46".  
**961601** - For Screw Prime Gun  
**944601**- For Hydraulic Grease Gun



**\*\*1000 HYDRAULIC HAND GUN - NO LONGER AVAILABLE -  
SEE NEW PARTS INFORMATION FOR THE  
NEW 1000 AND 1000Z HYDRAULIC HAND GUN\*\***

# Valve Lubrication Fittings

---

For additional information or assistance please contact your local Lubchem representative

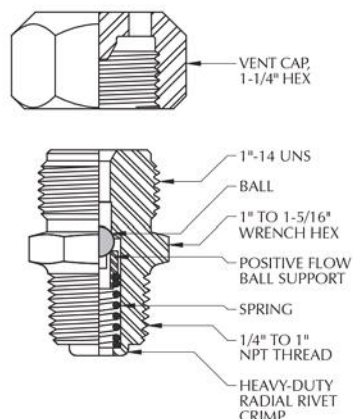
---

**\*\*1000 HYDRAULIC HAND GUN - NO LONGER AVAILABLE -  
SEE NEW PARTS INFORMATION FOR THE  
NEW 1000 AND 1000Z HYDRAULIC HAND GUN\*\***

*For inquiries and orders, please contact: [sales@lubchem.com](mailto:sales@lubchem.com)*

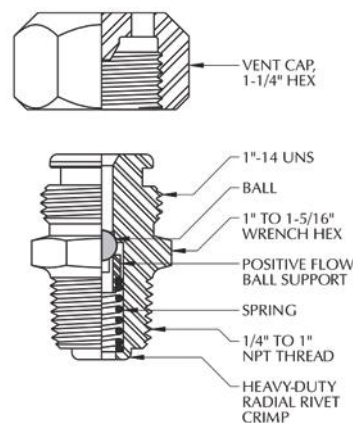
For additional information or assistance please contact your local Lubchem representative

## Vented Cap Body Grease Fitting for Service to 10,000 psi



Thread Size	Material	Heat Treatment	Plating	Ball	Spring	Part Number
1" NPT	1215	----	Zinc W/DC	CA	302SS	BGF1
1" NPT	316SS	Annealed (NACE)	---	K-Monel	Inconel 600	BGF1-2
3/4" NPT	1215	---	Zinc W/DC	CA	302SS	BGF34
1/2" NPT	1215	---	Zinc W/DC	CA	302SS	BGF12
1/2" NPT	316SS	Annealed (NACE)	---	K-Monel	Inconel 600	BGF12-2
1/2" NPT	4140	Re 22 max. (NACE)	Zinc W/DC	K-Monel	Inconel 600	BGF12-3
1/2" NPT	410SS	Re 22 max. (NACE)	---	K-Monel	Inconel 600	BGF12-4
3/8" NPT	1215	---	Zinc W/DC	CA	Inconel 600	BGF38
3/8" NPT	316SS	Annealed (NACE)	---	K-Monel	Inconel 600	BGF38-2
3/8" NPT	4140	Re 22 max. (NACE)	Zinc W/DC	K-Monel	Inconel 600	BGF38-3
1/4" NPT	1215	---	Zinc W/DC	CA	302SS	BGF14
1/4" NPT	316SS	Annealed (NACE)	---	K-Monel	Inconel 600	BGF14-2
1/4" NPT	4140	Re 22 max. (NACE)	Zinc W/DC	K-Monel	Inconel 600	BGF12-3
1/4" NPT	410SS	Re 22 max. (NACE)	---	K-Monel	Inconel 600	BGF14-4
* Zinc w/DC - Zinc with dichromate      *CA - AISI 52100 chrome alloy Other materials & plating available upon request						

## Vented Cap Body Grease Fitting with Giant Button Head for Service to 10,000 psi

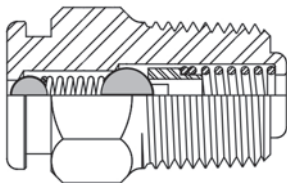


Thread Size	Material	Heat Treatment	Plating	Ball	Spring	Part Number
1" NPT	1215	----	Zinc W/DC	CA	302SS	BGF-BH
1" NPT	316SS	Annealed (NACE)	---	K-Monel	Inconel 600	BGF-BH-2
3/4" NPT	1215	---	Zinc W/DC	CA	302SS	BGF34-BH
1/2" NPT	1215	---	Zinc W/DC	CA	302SS	BGF12-BH
1/2" NPT	316SS	Annealed (NACE)	---	K-Monel	Inconel 600	BGF12-BH-2
1/2" NPT	4140	Re 22 max. (NACE)	Zinc W/DC	K-Monel	Inconel 600	BGF12-BH-3
1/2" NPT	410SS	Re 22 max. (NACE)	---	K-Monel	Inconel 600	BGF12-BH-4
3/8" NPT	1215	---	Zinc W/DC	CA	302SS	BGF38-BH
3/8" NPT	316SS	Annealed (NACE)	---	K-Monel	Inconel 600	BGF38-BH-2
3/8" NPT	4140	Re 22 max. (NACE)	Zinc W/DC	K-Monel	Inconel 600	BGF38-BH-3
1/4" NPT	1215	---	Zinc W/DC	CA	302SS	BGF14-BH
1/4" NPT	316SS	Annealed (NACE)	---	K-Monel	Inconel 600	BGF14-BH-2
1/4" NPT	4140	Re 22 max. (NACE)	Zinc W/DC	K-Monel	Inconel 600	BGF12-BH-3
1/4" NPT	410SS	Re 22 max. (NACE)	---	K-Monel	Inconel 600	BGF14-BH-4

# Valve Lubrication Fittings

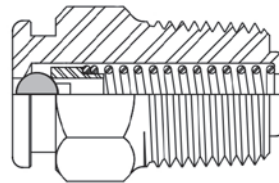
For additional information or assistance please contact your local Lubchem representative

## Giant Button Fittings (GBH) for Service to 10.000 psi



### Double Ball Check

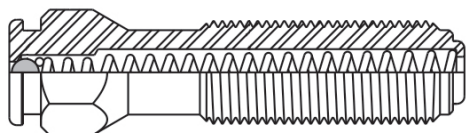
Thread Size	Material	Ball	Spring	Hex Size	Part Number
1" NPT	1215	CA	302SS	1 5/16"	GBH1
3/4" NPT	1215	CA	302SS	1 1/8"	GBH34
1/2" NPT	1215	CA	302SS	7/8"	GBH12
1/2" NPT	316SS	K-Monel	Inconel 600	7/8"	GHB12-2
3/8" NPT	1215	CA	302SS	7/8"	GBH38
3/8" NPT	316SS	K-Monel	Inconel 600	7/8"	GBH38-2
1/4" NPT	1215	CA	302SS	7/8"	GBH14
1/4" NPT	316SS	K-Monel	Inconel 600	7/8"	GBH14-2
1/2" NPT	1215	CA	302SS	7/8"	GBH12-20
* CA - AISI 52100 chrome alloy Other materials & plating available upon request					



### Single Ball Check

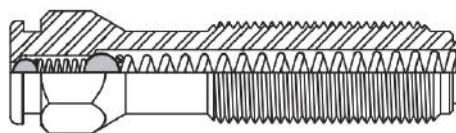
Thread Size	Material	Ball	Spring	Hex Size	Part Number
1/2" NPT	1215	CA	302SS	7/8"	GBH12-S
3/8" NPT	1215	CA	302SS	7/8"	GBH38-S
1/4" NPT	1215	CA	302SS	7/8"	GBH14-S
1/8" NPT	1215	CA	302SS	7/8"	GBH18-S
3/8" NPT	1215	CA	302SS	7/8"	GBH38-16
* CA - AISI 52100 chrome alloy Other materials & plating available upon request					

## Combination Lube/Injector (GHB) for Service to 10.000 psi



### Single Ball Check

Thread Size	Material	Ball	Spring	Hex Size	Part Number
1/2" NPSM	1215	CA	302SS	3 3/4"	CLF12-S
3/8" NPSM	1215	CA	302SS	3 7/16"	CLF38-S
1/4" NPSM	1215	CA	302SS	2 7/16"	CLF14-S
3/4" NC	1215	CA	302SS	3 1/8"	CLF34-10-S
3/4" NF	1215	CA	302SS	3 1/8"	CLF34-16-S
5/8" NC	1215	CA	302SS	2 7/8"	CLF58-11-S
1/2" NC	1215	CA	302SS	2 3/16"	CLF12-13-S
* CA - AISI 52100 chrome alloy Other materials & plating available upon request					



### Double Ball Check

Thread Size	Material	Ball	Spring	Hex Size	Part Number
3/4" NPSM	1215	CA	302SS	4 3/4"	CLF34
1/2" NPSM	1215	CA	302SS	3 3/4"	CLF12
3/8" NPSM	1215	CA	302SS	3 7/16"	CLF38
1/4" NPSM	1215	CA	302SS	2 7/16"	CLF14
* CA - AISI 52100 chrome alloy Other materials & plating available upon request					

---

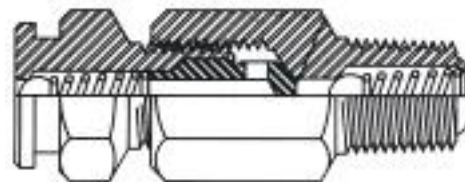
For additional information or assistance please contact your local Lubchem representative

---

### Safe Seal (Giant Button Head)

**Double Check - 2 Piece Metal To Metal Seal with Floating Cone to Prevent Seat Galling  
For Service to 10,000 psi**

Thread Size	Material	Plating	Ball	Spring	Part Number
1/2" NPT	1215	Zinc W/DC	CA	302SS	LS10N410
1/2" NPT	316SS	---	K-Monel	Inconel 600	LS10N4C0
3/8" NPT	1215	Zinc W/DC	CA	302SS	LS10N310
3/8" NPT	316SS	---	K-Monel	Inconel 600	LS10N3C0
1/4" NPT	1215	Zinc W/DC	CA	302SS	LS10N210
1/4" NPT	316SS	---	K-Monel	Inconel 600	LS10N2C0
* 316SS Material-Annealed Rc 22 max. (Nace) * CA-Aisi 52100 chrome alloy *Zinc with dichromate Other configuration, materials & plating available upon request.					

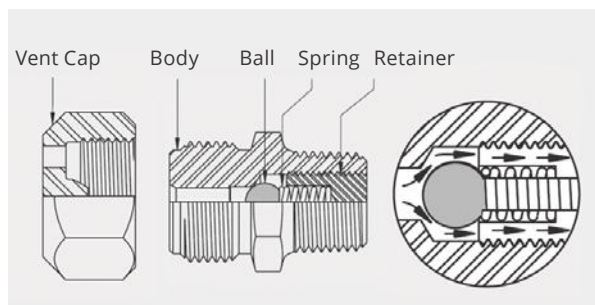


### "Free Flow" Body Grease Fitting

Even the heaviest of lubricants that can be pumped or sealants that can be compressed (extruded) through a packing fitting, will flow freely through fittings incorporated with the "FREE FLOW" concept.

#### Other Features

- Can Be Used With a Ball Soft Seat
- Increased Fitting Function in Extreme Cold Environments.
- Protects Spring From Damage - Permits a more effective usage of Low Hardness Corrosion Resistant Spring Wire Materials.



# Valve Lubrication Fittings

For additional information or assistance please contact your local Lubchem representative

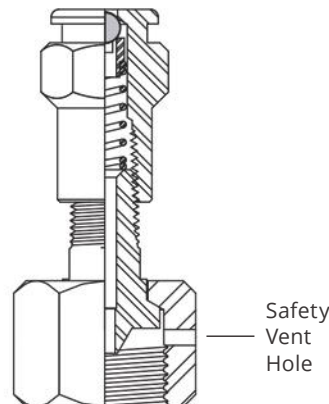
## Lubchem Valve Lube Adapter Kit Part # VAK10

When was the last time you traveled a great distance to service a valve only to find that the fitting on the valve was not a standard type? The Lubchem Valve Adapter Kit contains 12 adapter fittings that will provide the flexibility you need to service a wide variety of standard and non-standard valve fittings. The kit also includes fittings to contain leaks on damaged fittings.

### The following parts are included in our kit.

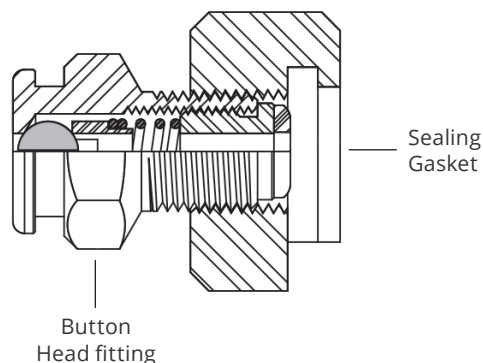
#### Combination Lube adapters included are:

- Convert short WKM style screw on vent cap fittings 3/4" to standard giant button head
- Convert regular WKM style screw on vent cap fitting 1" to standard giant button head
- Convert McEvoy and 7/8" style screw on vent cap fittings to standard giant button head
- Convert small Cameron 3/4" style screw on vent cap fitting to standard giant button head
- Convert packing injector fitting to standard giant button head



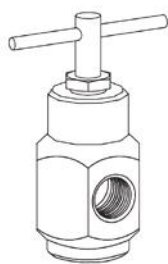
#### Leak Lock Fittings:

- Giant Button Head Leak Lock fitting for leaking or damaged standard button head
- Giant Button Head Fitting for leaking or damaged standard button head
- Giant Button Head Leak Lock fitting for damaged or leaking oversized giant button head fittings
- Standard Giant Button Head fitting with adapter to convert Cameron 3/4" vent cap fitting to standard giant button head

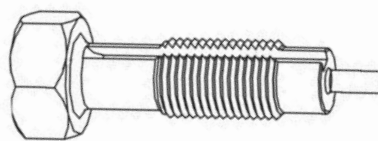


#### Pressure Relief Tools:

- Pressure relief tool for packing injector fittings
- Pressure relief tool for WKM style vent cap fitting
- Body vent bleeder fitting



Pressure Relief Tool



Pressure Relief Tool for Packing Injection Fittings







800.929.0244  
F. 281.288.0849  
P.O. BOX 2626  
sales@lubchem.com  
23609 W Hardy Rd. Spring TX 77383